

Releasable grab ring technology combining plastic and brass components for a compact and superior fitting design

Colour coding option available with tamper-resistant feature

Moulded mounting brackets on tube connector designs

Light weight design

Red release sleeve indicates metric tube size

Silicone free 'O' ring seals

Grips soft PU tube through to copper

Reusable 'O' ring seals on parallel threads

Non-PTFE based thread sealant on tapered threads

Easy tube insertion for rapid and quick assembly of pneumatic circuits

Internal hexagon on straight adaptors allows assembly in confined spaces

Reliable and corrosion resistant



Technical data

Medium:

Compressed air

Operating pressure:

Vacuum - 18 bar unless otherwise stated (dependant on tubing specification)

Ambient temperature:

-20° to +80° C

Materials

Bodies: plastic - PBT, except straight adaptors and straight stem adaptors

Straight adaptors: nickel plated brass

Straight stem adaptors: plastic - acetal

Threads: nickel plated brass

Grab ring: stainless steel - BS 1440 Pt 2, grade 301.S21

'O' rings: silicone free nitrile

Thread sealant: non PTFE

Tube sizes

3, 4, 6, 8, 10mm O/D

Warning: The Pneufit C design is not to be used with vehicle air braking or ancillary systems. For push-in fittings suitable for these applications, please refer to the Fleetfit range or contact Technical Sales for assistance

Tube types

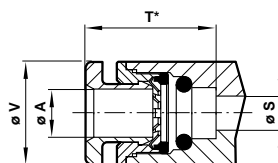
Nylon 11 or 12, polyurethane* and other plasticised or unplasticised tubing which conforms to the tolerances specified in DIN 73378, NFE 49-101, ISO / WD 16026, ISO / WD 16627

Copper

* Suitable for 85D

Typical dimensions

ØA O/D tube	ØS†	ØT* Tube stop	V
3 mm	2,3	15,3	10,7
4 mm	2,8	15,3	10,7
6 mm	4,4	17,1	12,9
8 mm	6,0	19,2	14,5
10 mm	7,7	20,25	17,6



* Dimensions here and in the individual tables refer to the release button in the 'OUT' position

† Dimensions here (minimum bore diameter) are common per tube size for all connectors, elbow and tees unless otherwise stated




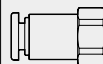
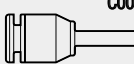
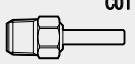
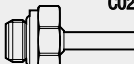
Torque figures

Thread sealant is applied to the full circumference of the thread. The recommended tightening torque figures for designs with thread sealant are found in the torque table below


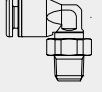
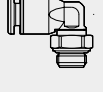
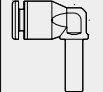
Thread (BSPT)	Tightening torque (Nm)
1/8"	6,86 ... 8,82
1/4"	11,76 ... 13,72
3/8"	21,56 ... 25,32
1/2"	27,44 ... 29,40



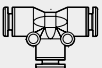
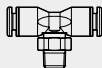
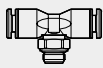
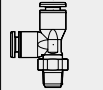
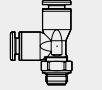
Straight Adaptors and Connectors

<p>Straight connector tube to tube</p> <p style="text-align: center;">C0020</p>  <p>Page 9.2.001.03</p>	<p>Straight adaptor tube to BSPT male thread</p> <p style="text-align: center;">C0125</p>  <p>Page 9.2.001.03</p>	<p>Straight adaptor tube to BSPP male thread</p> <p style="text-align: center;">C0225</p>  <p>Page 9.2.001.03</p>	<p>Female straight adaptor tube to female BSPP thread</p> <p style="text-align: center;">C0226</p>  <p>Page 9.2.001.03</p>	<p>Straight stem adaptor tube to stem</p> <p style="text-align: center;">C0023</p>  <p>Page 9.2.001.04</p>	<p>Straight stem adaptor stem to BSPT male thread</p> <p style="text-align: center;">C0115</p>  <p>Page 9.2.001.04</p>	<p>Straight stem adaptor stem to BSPP male thread</p> <p style="text-align: center;">C0215</p>  <p>Page 9.2.001.04</p>
---	--	--	---	--	---	---


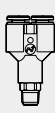


Elbow Connectors and Adaptors

<p>90° Elbow connector tube to tube</p> <p style="text-align: center;">C0040</p>  <p>Page 9.2.001.04</p>	<p>90° Swivel elbow adaptor tube to BSPT male thread</p> <p style="text-align: center;">C0147</p>  <p>Page 9.2.001.04</p>	<p>90° Swivel elbow adaptor tube to BSPP male thread</p> <p style="text-align: center;">C0247</p>  <p>Page 9.2.001.04</p>	<p>90° Stem elbow tube to stem</p> <p style="text-align: center;">C0043</p>  <p>Page 9.2.001.05</p>
--	--	--	--

Tee Connectors and Adaptors

<p>Tee connector tube to tube</p> <p style="text-align: center;">C0060</p>  <p>Page 9.2.001.05</p>	<p>Swivel tee adaptor tube to BSPT male thread</p> <p style="text-align: center;">C0167</p>  <p>Page 9.2.001.05</p>	<p>Swivel tee adaptor tube to BSPP male thread</p> <p style="text-align: center;">C0267</p>  <p>Page 9.2.001.05</p>	<p>Swivel side tee adaptor tube to BSPT male thread</p> <p style="text-align: center;">C0168</p>  <p>Page 9.2.001.05</p>	<p>Swivel side tee adaptor tube to BSPP male thread</p> <p style="text-align: center;">C0268</p>  <p>Page 9.2.001.05</p>
--	--	--	---	---

Y Connectors

<p>Parallel Y connector tube to tube</p> <p style="text-align: center;">C0082</p>  <p>Page 9.2.001.06</p>	<p>Parallel Y adaptor tube to BSPT male thread</p> <p style="text-align: center;">C0188</p>  <p>Page 9.2.001.06</p>	<p>Parallel Y adaptor tube to metric male thread</p> <p style="text-align: center;">C0288</p>  <p>Page 9.2.001.06</p>	<p>Parallel Y stem connector tube to stem</p> <p style="text-align: center;">C0084</p>  <p>Page 9.2.001.06</p>
---	--	--	---

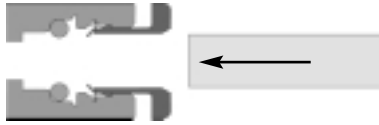


Method of assembly



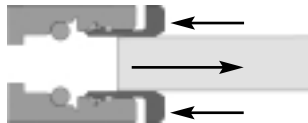
1. Ensure that the end of the tube is cut square and is free from burrs.

2. Push the tube through the release button and grab ring into the fitting.

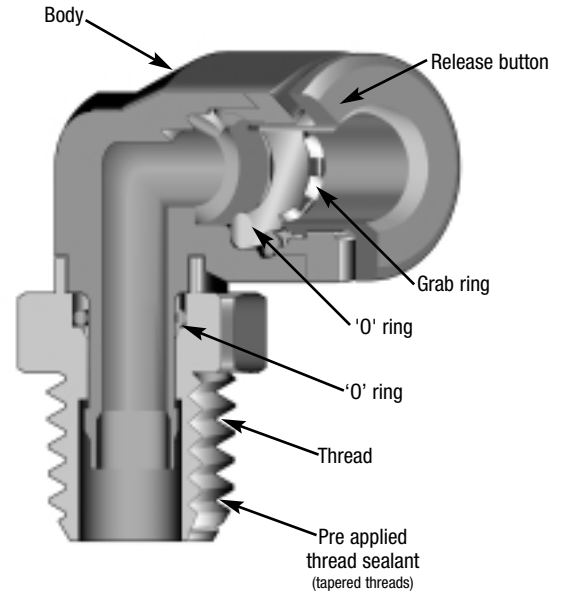


3. Push the tube firmly through the 'O' ring until it bottoms on the tube stop then pull back.

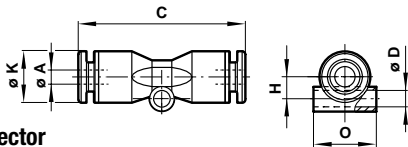
4. To disconnect, push the tube into the fitting, hold down the release button and withdraw the tube.



Typical part number: C01470628
90° swivel elbow adaptor



C0020

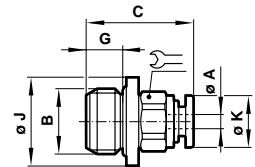


Straight connector

tube to tube

O/D Tube	ØA	C	ØD	H	ØK	Ø	
3	3	33,5	4,2	5,0	10,5	11,0	C00200300
4	4	33,5	4,2	5,0	10,5	11,0	C00200400
6	6	39,0	4,2	6,0	13,0	13,5	C00200600
8	8	43,5	4,2	7,0	14,5	15,0	C00200800
10	10	48,0	4,2	8,0	17,5	18,0	C00201000

C0225

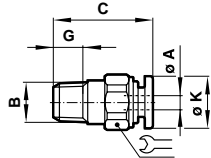


Straight adaptor

tube to BSPP male thread

O/D Tube	BSPP Thread	ØA	B	C	G	ØJ	ØK		
4	M3	4	M3	19,0	-	3,5	10,5	10,5	C02250403
4	M5	4	M5	21,0	-	4,5	10,5	10,5	C02250405
4	G1/8"	4	G1/8"	18,5	11,0	5,5	14,0	12,0	C02250418
4	G1/4"	4	G1/4"	21,5	11,0	8,0	18,0	12,0	C02250428
6	M5	6	M5	24,5	-	4,5	12,5	13,0	C02250605
6	G1/8"	6	G1/8"	24,0	13,0	5,5	14,0	14,0	C02250618
6	G1/4"	6	G1/4"	23,0	13,0	8,0	18,0	14,0	C02250628
8	G1/8"	8	G1/8"	27,0	15,0	5,5	14,0	16,0	C02250818
8	G1/4"	8	G1/4"	25,0	15,0	8,0	18,0	16,0	C02250828
8	G3/8"	8	G3/8"	25,0	15,0	9,0	21,5	16,0	C02250838
8	G1/2"	8	G1/2"	27,5	15,0	11,0	25,5	16,0	C02250848
10	G1/8"	10	G1/8"	28,0	19,0	5,5	14,0	21,0	C02251018
10	G1/4"	10	G1/4"	31,0	19,0	8,0	18,0	21,0	C02251028
10	G3/8"	10	G3/8"	28,0	19,0	9,0	21,5	21,0	C02251038
10	G1/2"	10	G1/2"	30,0	19,0	11,0	25,5	21,0	C02251048

C0125

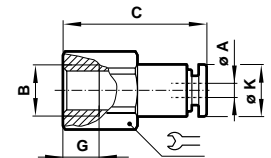


Straight adaptor

tube to BSPT male thread

O/D Tube	BSPT Thread	ØA	B	C	G	ØK		
4	R1/8"	4	1/8"	19,5	11,0	8,5	12,0	C01250418
4	R1/4"	4	1/4"	23,0	14,0	11,0	15,0	C01250428
6	R1/8"	6	1/8"	25,0	13,0	8,5	14,0	C01250618
6	R1/4"	6	1/4"	23,0	14,0	11,0	15,0	C01250628
8	R1/8"	8	1/8"	28,5	15,0	8,5	16,0	C01250818
8	R1/4"	8	1/4"	26,0	15,0	11,0	16,0	C01250828
8	R3/8"	8	3/8"	26,0	17,0	12,5	18,5	C01250838
8	R1/2"	8	1/2"	31,5	22,0	16,0	24,0	C01250848
10	R1/8"	10	1/8"	30,0	19,0	8,5	21,0	C01251018
10	R1/4"	10	1/4"	32,0	19,0	11,0	21,0	C01251028
10	R3/8"	10	3/8"	29,5	19,0	12,5	21,0	C01251038
10	R1/2"	10	1/2"	33,0	22,0	16,0	24,0	C01251048

C0226



Female straight adaptor

tube to female BSPP thread

O/D Tube	BSPP Female	ØA	B	C	G	ØK		
4	M5	4	M5	22,5	11,0	7,0	10,5	C02260405
4	G1/8"	4	G1/8"	25,0	13,0	7,5	10,5	C02260418
4	G1/4"	4	G1/4"	29,5	17,0	11,0	10,5	C02260428
6	G1/8"	6	G1/8"	27,0	13,0	7,5	13,0	C02260618
6	G1/4"	6	G1/4"	31,5	17,0	11,0	13,0	C02260628
8	G1/8"	8	G1/8"	29,0	15,0	7,5	14,5	C02260818
8	G1/4"	8	G1/4"	34,0	17,0	11,0	14,5	C02260828
8	G1/4"	8	G1/4"	29,5	19,0	11,0	17,5	C02261028
8	G3/8"	8	G3/8"	29,5	19,0	11,5	17,5	C02261038

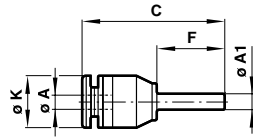


Pneufit C composite fittings Metric

C0023

Straight stem adaptor

tube to stem

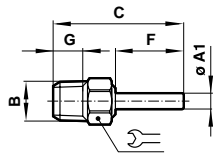


O/D Tube	Stem	ØA	ØA1	C	F	ØK	
4	5	4	5,0	34,5	18,0	10,5	C00230504
4	6	4	6,0	35,5	19,0	10,5	C00230604
4	8	4	8,0	35,0	21,0	10,5	C00230804
4	10	4	10,0	37,0	24,0	11,0	C00231004
6	4	6	4,0	36,0	17,0	13,0	C00230406
6	8	6	8,0	39,5	21,0	13,0	C00230806
6	10	6	24,0	40,5	10,0	13,0	C00231006
8	6	8	6,0	40,5	19,0	14,5	C00230608
8	10	8	24,0	45,5	10,0	14,5	C00231008

C0115

Straight stem adaptor

stem to BSPT male thread

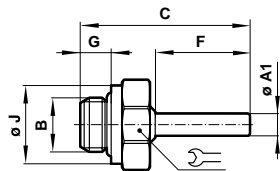


Stem	BSPT Thread	ØA1	B	C	G	F	G	
4	R1/8"	4,0	R1/8"	32,5	10,0	17,0	8,5	C01150418
4	R1/4"	4,0	R1/4"	35,0	14,0	17,0	11,0	C01150428
5	R1/8"	5,0	R1/8"	33,5	10,0	18,0	8,5	C01150518
5	R1/4"	5,0	R1/4"	36,0	14,0	18,0	11,0	C01150528
6	R1/8"	6,0	R1/8"	34,5	10,0	19,0	8,5	C01150618
6	R1/4"	6,0	R1/4"	37,0	14,0	19,0	11,0	C01150628
8	R1/8"	8,0	R1/8"	36,0	12,0	20,0	8,5	C01150818
8	R1/4"	8,0	R1/4"	38,0	14,0	20,0	11,0	C01150828
8	R3/8"	8,0	R3/8"	42,0	19,0	20,0	12,5	C01150838
10	R1/4"	10,0	R1/4"	43,0	14,0	24,0	11,0	C01151028
10	R3/8"	10,0	R3/8"	45,5	19,0	24,0	12,5	C01151038
10	R1/2"	10,0	R1/2"	49,0	22,0	24,0	16,0	C01151048
12	R3/8"	12,0	R3/8"	49,5	19,0	27,5	12,5	C01151238
12	R1/2"	12,0	R1/2"	52,5	22,0	27,5	16,0	C01151248
14	R1/2"	14,0	R1/2"	53,0	27,0	28,0	16,0	C01151448

C0215

Straight stem adaptor

stem to BSPP male thread

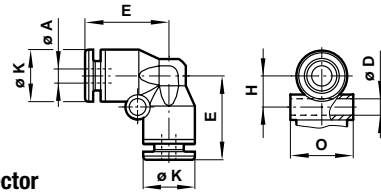


Stem	BSPP Thread	ØA1	B	C	F	G	ØJ		
4	G1/8"	4,0	G1/8"	30,5	10,0	17,0	5,5	14,0	C02150418
4	G1/4"	4,0	G1/4"	35,5	10,0	17,0	8,0	18,0	C02150428
5	G1/8"	5,0	G1/8"	31,5	10,0	18,0	5,5	14,5	C02150518
5	G1/4"4	5,0	G1/4"	36,5	10,0	18,0	8,0	18,0	C02150528
6	G1/8"	6,0	G1/8"	32,5	10,0	19,0	5,5	14,0	C02150618
6	G1/4"	6,0	G1/4"	37,5	10,0	19,0	8,0	18,0	C02150628
8	G1/8"	8,0	G1/8"	34,0	12,0	20,0	5,5	14,0	C02150818
8	G1/4"	8,0	G1/4"	38,5	12,0	20,0	8,0	18,0	C02150828
8	G3/8"	8,0	G3/8"	41,5	17,0	20,0	9,0	22,0	C02150838
10	G1/4"	10,0	G1/4"	42,5	17,0	24,0	8,0	18,0	C02151028
10	G3/8"	10,0	G3/8"	45,5	17,0	24,0	9,0	22,0	C02151038
10	G1/2"	10,0	G1/2"	50,0	18,0	24,0	11,0	26,0	C02151048

C0040

90° Elbow connector

tube to tube

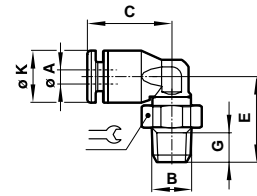


O/D Tube	ØA	ØD	E	H	ØK	O	
3	3	4,2	18,0	11,0	10,5	11,0	C00400300
4	4	4,2	18,0	11,0	10,5	11,0	C00400400
6	6	4,2	21,0	13,5	13,0	13,5	C00400600
8	8	4,2	25,0	15,0	14,5	15,0	C00400800
10	10	4,2	27,5	18,0	17,5	18,0	C00401000

C0147

90° Swivel elbow adaptor

tube to BSPT male thread

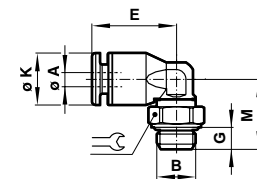


O/D Tube	BSPT Thread	ØA	B	C	E	G	ØK		
3	R1/8"	3	R1/8"	18,0	10,0	19,5	8,5	10,5	C01470318
4	R1/8"	4	R1/8"	18,0	10,0	19,5	8,5	10,5	C01470418
4	R1/4"	4	R1/4"	18,0	14,0	20,5	11,0	10,5	C01470428
6	R1/8"	6	R1/8"	21,0	10,0	21,0	8,5	13,0	C01470618
6	R1/4"	6	R1/4"	21,0	14,0	24,0	11,0	13,0	C01470628
6	R3/8"	6	R3/8"	21,0	17,0	26,0	12,5	13,0	C01470638
8	R1/4"	8	R1/4"	25,0	14,0	25,0	11,0	14,5	C01470828
8	R3/8"	8	R3/8"	25,0	17,0	26,5	12,5	14,5	C01470838
10	R3/8"	10	R3/8"	27,5	17,0	28,5	12,5	17,5	C01471038

C0247

90° Swivel elbow adaptor

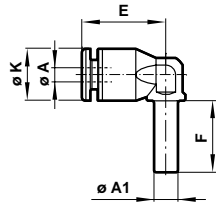
tube to BSPP male thread



O/D Tube	BSPP Thread	ØA	B	E	G	ØK	M		
3	G1/8"	3	G1/8"	18,0	11,0	5,5	10,5	20,0	C02470318
4	M5"	4	M5	18,0	10,0	4,5	10,5	17,5	C02470405
4	G1/8"	4	G1/8"	18,0	11,0	5,5	10,5	20,0	C02470418
4	G1/4"	4	G1/4"	18,0	11,0	8,0	10,5	23,0	C02470428
6	M5"	6	M5	21,0	10,0	4,5	13,0	18,5	C02470605
6	G1/8"	6	G1/8"	21,0	11,0	5,5	13,0	20,5	C02470618
6	G1/4"	6	G1/4"	21,0	11,0	5,5	13,0	23,5	C02470628
8	G1/4"	8	G1/4"	25,0	17,0	8,0	14,5	25,5	C02470828
8	G3/8"	8	G3/8"	25,0	17,0	9,0	14,5	26,5	C02470838
10	G3/8"	10	G3/8"	27,5	17,0	9,0	17,5	28,5	C02471038



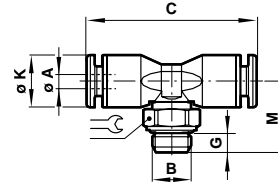
C0043



90° Stem elbow
tube to stem

O/D Tube	Stem	A	ØA1	E	F	ØK	
4	4	4	4	18,0	15,0	10,5	C00430400
6	6	6	6	21,0	17,0	13,0	C00430600
8	8	8	8	25,0	19,0	14,5	C00430800

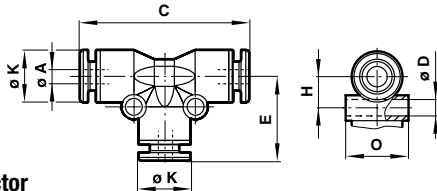
C0267



Swivel tee adaptor
tube to BSPP male thread

O/D Tube	BSPP Thread	ØA	B	C	G	ØK	M		
4	G1/8"	4	G1/8"	36,0	11,0	5,5	10,5	20,0	C02670418
6	G1/8"	6	G1/8"	42,0	11,0	5,5	13,0	20,5	C02670618
6	G1/4"	6	G1/4"	42,0	11,0	8,0	13,0	23,5	C02670628
8	G1/4"	8	G1/4"	50,0	17,0	8,0	14,5	25,5	C02670828
8	G3/8"	8	G3/8"	50,0	17,0	8,0	14,5	26,5	C02670838
10	G3/8"	10	G3/8"	55,0	17,0	9,0	17,5	28,5	C02671038

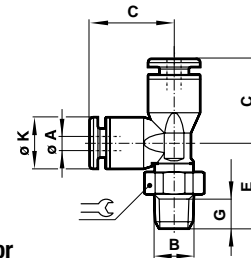
C0060



Tee connector
tube to tube

O/D Tube	ØA	C	ØD	E	H	ØK	Ø	
3	3	36,0	4,3	18,0	7,0	10,5	11,0	C00600300
4	4	36,0	4,3	18,0	7,0	10,5	11,0	C00600400
6	6	42,0	4,3	21,0	8,0	13,0	13,5	C00600600
8	8	50,0	4,3	25,0	8,5	14,5	15,0	C00600800
10	10	55,0	4,3	27,5	8,5	17,5	18,0	C00601000

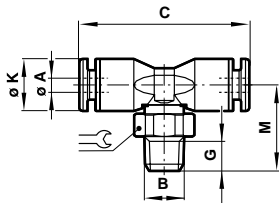
C0168



Swivel side tee adaptor
tube to BSPT male thread

O/D Tube	BSPT Thread	ØA	B	C	E	G	ØK		
4	R1/8"	4	R1/8"	18,0	10,0	19,5	8,5	10,5	C01680418
4	R1/4"	4	R1/4"	18,0	14,0	20,5	11,0	10,5	C01680428
6	R1/8"	6	R1/8"	21,0	10,0	21,0	8,5	13,0	C01680618
6	R1/4"	6	R1/4"	21,0	14,0	24,0	11,0	13,0	C01680628
6	R3/8"	6	R3/8"	21,0	17,0	26,0	12,5	13,0	C01680638
8	R1/4"	8	R1/4"	25,0	14,0	25,0	11,0	14,5	C01680828
8	R3/8"	8	R3/8"	25,0	17,0	26,5	12,5	14,5	C01680838
10	R3/8"	10	R3/8"	27,5	17,0	28,5	12,5	17,5	C01681038

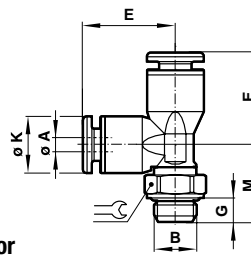
C0167



Swivel tee adaptor
tube to BSPT male thread

O/D Tube	BSPT Thread	ØA	B	C	G	ØK	M		
4	R1/8"	4	R1/8"	36,0	10,0	8,5	10,5	19,5	C01670418
4	R1/4"	4	R1/4"	26,0	14,0	11,0	10,5	20,5	C01670428
6	R1/8"	6	R1/8"	42,0	10,0	8,5	13,0	21,5	C01670618
6	R1/4"	6	R1/4"	42,0	14,0	11,0	13,0	24,0	C01670628
6	R3/8"	6	R3/8"	42,0	17,0	12,5	13,0	26,0	C01670638
8	R1/4"	8	R1/4"	50,0	14,0	11,0	14,5	25,0	C01670828
8	R3/8"	8	R3/8"	50,0	17,0	12,5	14,5	26,5	C01670838
10	R3/8"	10	R3/8"	55,0	17,0	12,5	17,5	28,5	C01671038

C0268



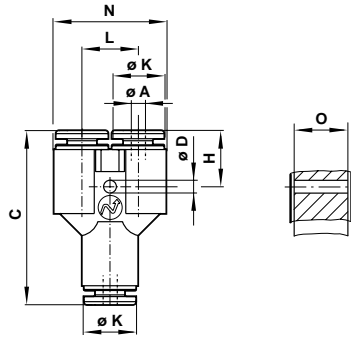
Swivel side tee adaptor
tube to BSPP male thread

O/D Tube	BSPP Thread	ØA	B	E	G	ØK	M		
3	M3	3	M3	18,0	8,0	3,5	10,5	15,0	C02680303
4	G1/8"	4	G1/8"	18,0	11,0	5,5	10,5	20,0	C02680418
6	G1/8"	6	G1/8"	21,0	11,0	5,5	13,0	20,5	C02680618
6	G1/4"	6	G1/4"	21,0	11,0	8,0	13,0	23,5	C02680628
8	G1/4"	8	G1/4"	25,0	17,0	8,0	14,5	25,5	C02680828
8	G3/8"	8	G3/8"	25,0	17,0	9,0	14,5	26,5	C02680838
10	G3/8"	10	G3/8"	27,5	17,0	9,0	17,5	28,5	C02681038



Pneufit C composite fittings Metric

C0082

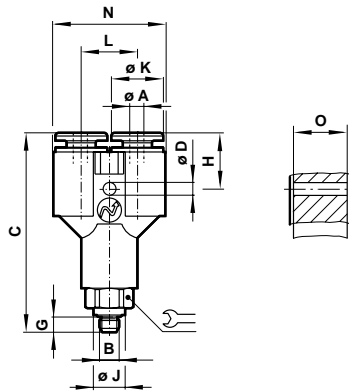


Parallel Y connector

tube to tube

O/D Tube	O/D Tube	O/D Tube	ØA	C	ØD	H	ØK	L	N	O	
4	4	4	4	41,0	3,2	13,0	11,0	11,0	22,0	10,0	C00820400
6	6	6	6	44,0	3,2	14,0	14,0	14,0	28,0	12,5	C00820600
4	4	6	4	44,5	3,2	14,5	14,0	14,0	28,0	12,5	C00820604
8	8	8	8	46,5	3,2	15,0	15,0	16,0	31,0	13,5	C00820800
6	6	8	6	46,0	3,2	14,5	15,0	16,0	31,0	13,5	C00820806
10	10	10	10	57,5	4,2	15,0	20,0	20,5	42,0	15,0	C00821000
8	8	10	8	57,0	4,2	18,0	20,0	20,5	42,0	15,0	C00821008

C0288

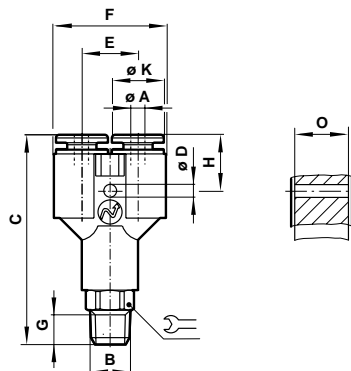


Parallel Y adaptor

tube to metric male thread

O/D Tube	Thread	ØA	ØB	C	ØD	G	H	ØJ	ØK	L	N	O		
4	M5	4	M5	46,5	10,0	3,2	4,5	13,0	8,0	11,0	11,0	22,0	10,0	C02880405
6	M5	6	M5	50,0	11,0	3,2	4,5	14,0	10,0	14,0	14,0	28,0	12,5	C02880605

C0188



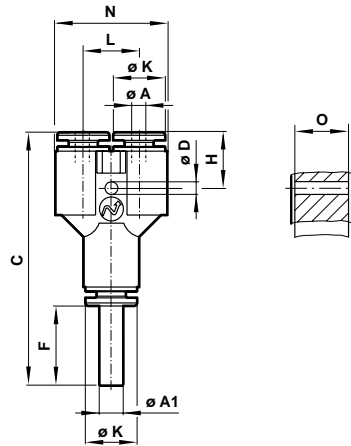
Parallel Y adaptor

tube to BSPT male thread

O/D Tube	BSPT Thread	ØA	B	C	ØD	E	F	G	H	ØK	O		
4	R1/8"	4	R1/8"	48,0	10,0	3,2	11,0	22,0	8,5	13,0	10,5	10,0	C01880418
6	R1/8"	6	R1/8"	52,0	11,0	3,2	14,0	28,0	8,5	14,0	13,0	12,5	C01880618
6	R1/4"	6	R1/4"	55,0	14,0	3,2	14,0	28,0	11,0	14,0	13,0	12,5	C01880628
8	R1/8"	8	R1/8"	55,0	14,0	3,2	16,0	31,0	8,5	15,0	14,5	13,5	C01880818
8	R1/4"	8	R1/4"	57,5	14,0	3,2	16,0	31,0	11,0	15,0	14,5	13,5	C01880828
10	R3/8"	10	R3/8"	70,5	19,0	4,2	20,5	42,0	12,5	15,0	17,5	15,0	C01881038
10	R1/2"	10	R1/2"	74,0	22,0	4,2	20,5	42,0	16,0	15,0	17,5	15,0	C01881048



C0084



Parallel Y stem connector

tube to stem

O/D Tube	Stem	ØA	ØA1	C	ØD	F	H	ØK	L	N	O	
4	4	4	4	58,0	2,95	17,0	13,0	11,5	11,0	22,5	10,0	C00840404
4	6	4	6	60,0	2,95	19,0	13,0	11,5	11,0	22,5	10,0	C00840604
6	6	6	6	63,0	3,2	19,0	14,0	14,0	14,0	28,0	12,4	C00840606
8	8	8	8	68,0	3,2	21,5	15,0	16,0	16,0	32,0	13,5	C00840808

C-Clips

For colour coding and tamper-resistance feature

	3mm ... 4mm 1/8" ... 5/32"	6mm 1/4"	8mm 5/16"	10mm 3/8"
Red	48A35501	48B35501	48C35501	48D35501
Yellow	48A35502	48B35502	48C35502	48D35502
Orange	48A35503	48B35503	48C35503	48D35503
Green	48A35504	48B35504	48C35504	48D35504
Black	48A35505	48B35505	48C35505	48D35505
Brown	48A35506	48B35506	48C35506	48D35506
Violet	48A35507	48B35507	48C35507	48D35507
Blue	48A35508	48B35508	48C35508	48D35508
White	48A35509	48B35509	48C35509	48D35509
Silver	48A35510	48B35510	48C35510	48D35510

Box quantity of 30

Warning

These products are intended for use in industrial compressed air systems only. Do not use these products where pressures and temperatures can exceed those listed under 'Technical Data'.

Before using these products with fluids other than those specified, for non-industrial applications, life-support systems, or other applications not within published specifications, consult NORGREN.

Through misuse, age, or malfunction, components used in fluid power systems can fail in various modes. The system designer is warned to consider the failure modes of all component parts used in fluid power systems and to provide adequate safeguards to prevent personal injury or damage to equipment in the event of such failure.

System designers must provide a warning to end users in the system instructional manual if protection against a failure mode cannot be adequately provided.

System designers and end users are cautioned to review specific warnings found in instruction sheets packed and shipped with these products.